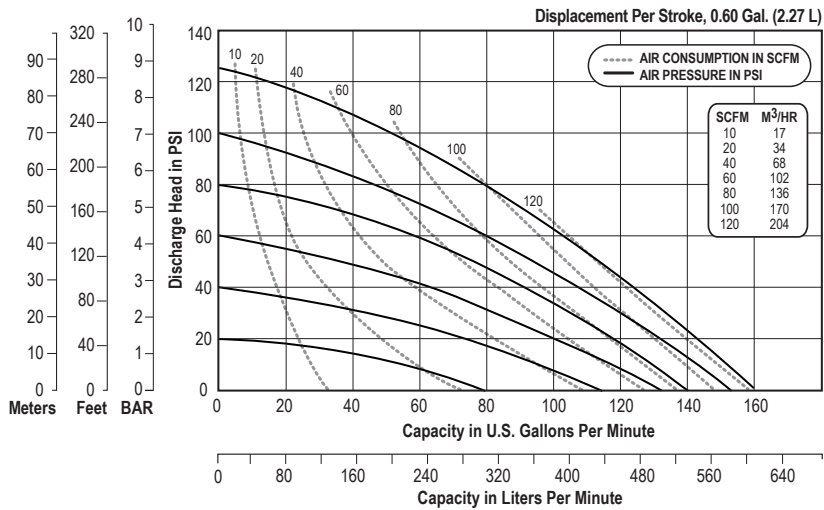


# E2 DATA SHEET

## SPECIFICATIONS & PERFORMANCE

# 2" Elima-Matic Bolted Aluminum – ATEX with Metal Center Section

### PERFORMANCE



NOTE: Performance based on the following: elastomeric fitted pump, flooded suction, water at ambient conditions. The use of other materials and varying hydraulic conditions may result in deviations in excess of 5%.

### SPECIFICATIONS

#### Flow Rate

Adjustable to . . .0-163 gpm (617 lpm)

#### Port Size

Suction . . . . .2" NPT

Discharge . . . . .2" NPT

Air Inlet . . . . .1/2" NPT

Air Exhaust . . . . .1" NPT

#### Suction Lift

Dry . . . . .18' (5.5 m)

Wet . . . . .32' (9.8 m)

#### Max Solid Size (Diameter)


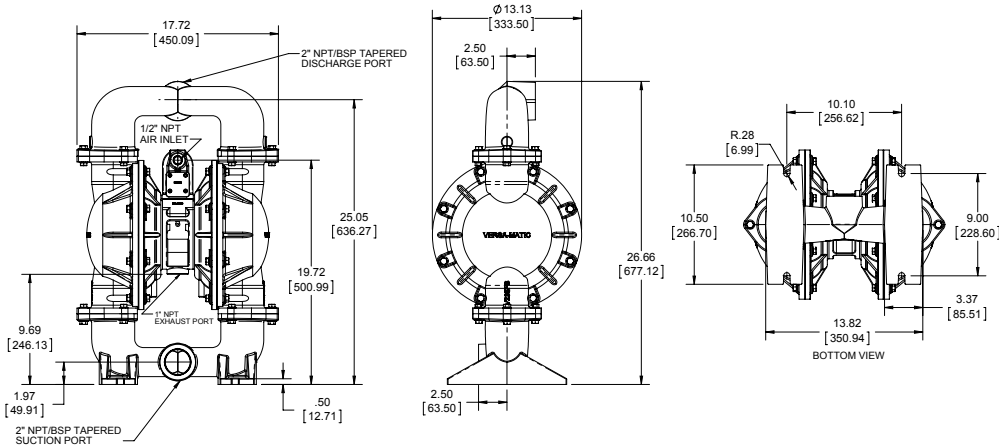
. . . . .7/16" (11.1 mm)

Max Noise Level . . . . . 92 dB(A)

#### Shipping Weights

Aluminum . . . . . 81 lbs (36.7 kg)

### DIMENSIONS



**MANSOUR**  
CHEMICALS & COMMODITIES

Address: 2502 Elm Street | Sudbury, ON | P3E 4R6  
Phone: 705-682-3389 | Email: info.mcc@mansourgroup  
www.mansourgroup.inc